

Annual, 2025

Financial Disclosure Report (AO Form 10)

Filer's Information

Gorsuch, Neil M.
 U.S. Supreme Court
 Associate Justice

I certify that all information given above (including information pertaining to my spouse and minor or dependent children, if any) is accurate, true, and complete to the best of my knowledge and belief, and that any information not reported was withheld because it met applicable statutory provisions permitting non-disclosure.

I further certify that earned income from outside employment and honoraria and the acceptance of gifts which have been reported are in compliance with the provisions of 5 U.S.C. Â§ 13141 et. seq., 5 U.S.C. Â§ 7353, and Judicial Conference regulations.

/s/ Gorsuch, Neil M. [electronically signed on May 15, 2026 11:11am by Gorsuch, Neil M. in JEFs]

I. Positions

<u>ORGANIZATION/ENTITY NAME</u>	<u>ORGANIZATION/ENTITY TYPE</u>	<u>POSITION HELD</u>
1. George Mason University	University/College	Adjunct Professor
2. National Constitution Center	Non-Profit	Honorary Chairman
3. Colonial Williamsburg Foundation	Non-Profit	Member, Board Of Trustees

II. Agreements

I do not have any Agreements to report
 No entries in this section

III A. Filer Non-Investment Income


<u>SOURCE</u>	<u>INCOME TYPE</u>	<u>INCOME AMOUNT</u>	<u>HONORARIUM DATE</u>
1. George Mason University	Teaching Income	\$30,379.91	
2. Princeton University Press	Other: Royalty income	\$361.47	
3. HarperCollins Publishers LLC	Other: Royalty income	\$300,000.00	

III B. Spouse Non-Investment Income

I do not have any Spouse Non-Investment Income to report
 No entries in this section

IV. Reimbursements

<u>SOURCE OF REIMBURSEMENT</u>	<u>FROM DATE</u>	<u>TO DATE</u>	<u>LOCATION</u>	<u>PURPOSE</u>	<u>ITEMS PAID OR PROVIDED</u>
--------------------------------	------------------	----------------	-----------------	----------------	-------------------------------



SOURCE OF REIMBURSEMENT	FROM DATE	TO DATE	LOCATION	PURPOSE	ITEMS PAID OR PROVIDED
1. Society of the Four Arts	Mar 9, 2025	Mar 12, 2025	Palm Beach, Florida	Speech and Educational Program	Transportation, Hotel and Meals
2. Colonial Williamsburg Foundation	Apr 11, 2025	Apr 13, 2025	Williamsburg, Virginia	Board of Trustees Meeting	Hotel and Meals
3. George Mason University	Jul 6, 2025	Jul 19, 2025	Prague, Czechia	Educational Program	Transportation, Hotel and Meals

V. Gifts

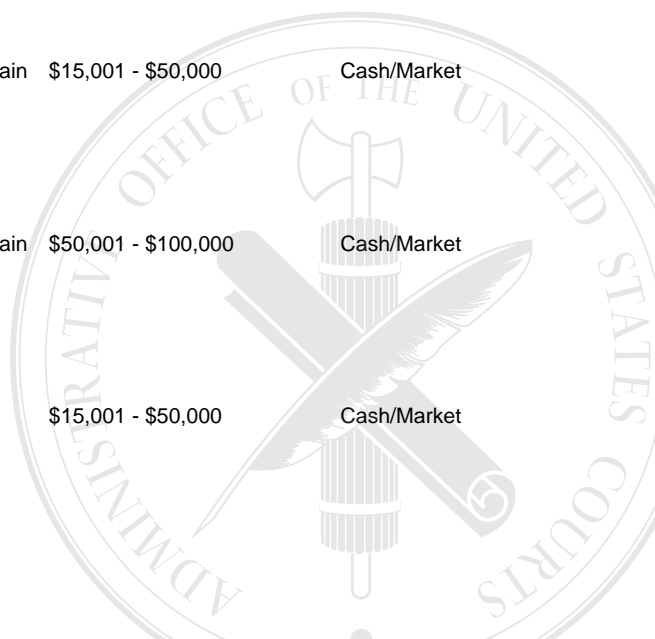
I do not have any Gifts to report
No entries in this section

VI. Liabilities

I do not have any Liabilities to report
No entries in this section

VII. Investments and Trusts

	DESCRIPTION	INCOME AMOUNT	INCOME TYPE	GROSS VALUE	VALUE METHOD
1.	(H) Brokerage Acct #4				
1-A.	Charles Schwab bank account	\$1,000 or less	Interest	\$15,000 or less	Cash/Market
1-B.	Schwab Prime Advantage Money Fd (SWVXX) FKA Schwab Value Adv Fd	\$5,001 - \$15,000	Dividend	\$100,001 - \$250,000	Cash/Market
1-C.	Schwab Muni Money Fund	\$1,000 or less	Dividend	\$15,000 or less	Cash/Market
2.	(H) IRA Acct #1				
2-A.	Vanguard FTSE Developed Markets ETF (VEA)	\$5,001 - \$15,000	Dividend,Gain	\$100,001 - \$250,000	Cash/Market
	Transactions Transaction Type Transaction Date Transaction Value				
	(1). Buy (add'l)	Jan 30, 2025	\$15,000 or less		
	(2). Sold (part)	Sep 4, 2025	\$15,000 or less		
2-B.	Ishares Core MSCI EAFE ETF (IEFA)	\$1,000 or less	Dividend	\$15,000 or less	Cash/Market
	Transactions Transaction Type Transaction Date Transaction Value				
	(1). Buy	Mar 27, 2025	\$15,000 or less		
2-C.	Ishares TIPS Bond ETF (TIP)	\$1,001 - \$2,500	Dividend,Gain	\$15,001 - \$50,000	Cash/Market
	Transactions Transaction Type Transaction Date Transaction Value				
	(1). Buy (add'l)	Jan 30, 2025	\$15,000 or less		
	(2). Sold (part)	Mar 5, 2025	\$15,000 or less		
2-D.	SPDR Portfolio S&P 600 Small Cap ETF (SPSM)	\$1,001 - \$2,500	Dividend,Gain	\$50,001 - \$100,000	Cash/Market
	Transactions Transaction Type Transaction Date Transaction Value				
	(1). Sold (part)	Jan 30, 2025	\$15,000 or less		
	(2). Buy (add'l)	Sep 5, 2025	\$15,000 or less		
2-E.	Invesco QQQ ETF (QQQ)	\$1,000 or less	Dividend	\$15,001 - \$50,000	Cash/Market



	DESCRIPTION	INCOME AMOUNT	INCOME TYPE	GROSS VALUE	VALUE METHOD
	Transactions Transaction Type Transaction Date Transaction Value				
	(1). Buy Sep 4, 2025 \$15,001 - \$50,000				
2-F.	SPDR Gold Minishares ETV (GLDM)		None	\$15,000 or less	Cash/Market
	Transactions Transaction Type Transaction Date Transaction Value				
	(1). Buy Mar 5, 2025 \$15,000 or less				
	(2). Buy (add'l) May 7, 2025 \$15,000 or less				
2-G.	Fidelity MSCI Comm Srv Index ETF (FCOM)	\$2,501 - \$5,000	Dividend, Gain	\$50,001 - \$100,000	Cash/Market
	Transactions Transaction Type Transaction Date Transaction Value				
	(1). Sold (part) Jan 30, 2025 \$15,000 or less				
2-H.	Fidelity MSCI Cons Discr Index ETF (FDIS)	\$1,001 - \$2,500	Dividend, Gain	\$15,001 - \$50,000	Cash/Market
	Transactions Transaction Type Transaction Date Transaction Value				
	(1). Sold (part) Jan 30, 2025 \$15,000 or less				
2-I.	Vanguard FTSE Pacific ETF (VPL)	\$1,001 - \$2,500	Dividend	\$15,001 - \$50,000	Cash/Market
	Transactions Transaction Type Transaction Date Transaction Value				
	(1). Buy (add'l) Jan 30, 2025 \$15,000 or less				
2-J.	SPDR Dow Jones REIT ETF (RWR)	\$2,501 - \$5,000	Dividend, Gain	\$50,001 - \$100,000	Cash/Market
	Transactions Transaction Type Transaction Date Transaction Value				
	(1). Buy (add'l) Jan 30, 2025 \$15,000 or less				
	(2). Sold (part) Feb 6, 2025 \$15,001 - \$50,000				
	(3). Buy (add'l) Sep 5, 2025 \$15,000 or less				
2-K.	Vanguard FTSE Europe ETF (VGK)	\$2,501 - \$5,000	Dividend	\$100,001 - \$250,000	Cash/Market
	Transactions Transaction Type Transaction Date Transaction Value				
	(1). Buy (add'l) Jan 30, 2025 \$15,000 or less				
	(2). Buy (add'l) Feb 6, 2025 \$15,001 - \$50,000				
	(3). Buy (add'l) Mar 27, 2025 \$15,000 or less				
2-L.	SPDR Bloombg Intl Try Bd ETF (BWX)	\$1,000 or less	Dividend	\$15,001 - \$50,000	Cash/Market
	Transactions Transaction Type Transaction Date Transaction Value				
	(1). Buy (add'l) Jan 30, 2025 \$15,000 or less				
2-M.	Vanguard Mortgage Backed SEC ETF (VMBS)	\$1,000 or less	Dividend	\$15,001 - \$50,000	Cash/Market
	Transactions Transaction Type Transaction Date Transaction Value				
	(1). Buy May 7, 2025 \$15,001 - \$50,000				
2-N.	Fidelity MSCI Health Care Index ETF (FHLC)	\$1,000 or less	Dividend	\$15,001 - \$50,000	Cash/Market
	Transactions Transaction Type Transaction Date Transaction Value				
	(1). Buy (add'l) Jan 30, 2025 \$15,000 or less				
	(2). Buy (add'l) Nov 6, 2025 \$15,000 or less				
2-O.	Ishares Broad USD Hg Yld Crp Bnd ETF (USHY)	\$1,000 or less	Dividend	\$15,000 or less	Cash/Market
2-P.	Schwab Govt Money Market Fund	\$1,000 or less	Dividend	\$15,001 - \$50,000	Cash/Market

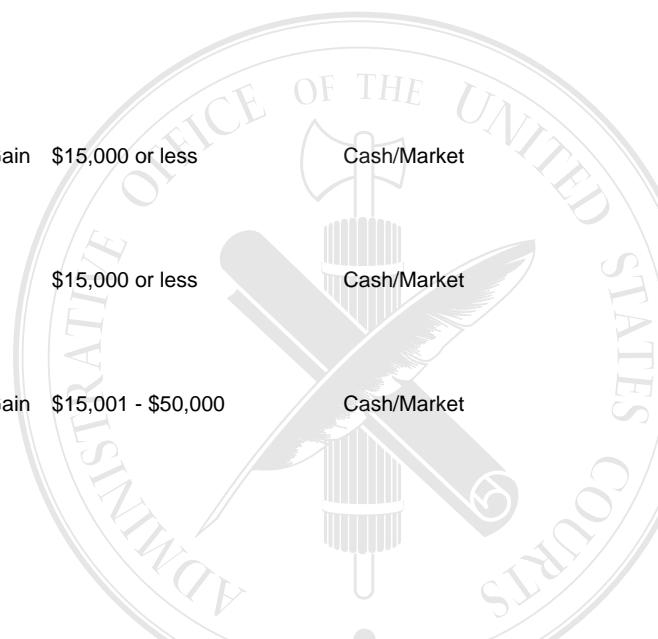


DESCRIPTION	INCOME AMOUNT	INCOME TYPE	GROSS VALUE	VALUE METHOD
Transactions Transaction Type Transaction Date Transaction Value				
(1). Sold (part) Jan 2, 2025 \$15,000 or less				
(2). Sold (part) Jan 30, 2025 \$15,000 or less				
(3). Buy (add'l) Feb 6, 2025 \$15,000 or less				
(4). Sold (part) Mar 5, 2025 \$15,000 or less				
(5). Buy (add'l) Mar 26, 2025 \$15,000 or less				
(6). Sold (part) Mar 27, 2025 \$15,000 or less				
(7). Sold (part) Apr 1, 2025 \$15,000 or less				
(8). Buy (add'l) Apr 7, 2025 \$15,000 or less				
(9). Buy (add'l) Jun 5, 2025 \$15,000 or less				
(10). Buy (add'l) Jun 6, 2025 \$15,000 or less				
(11). Buy (add'l) Jun 23, 2025 \$15,000 or less				
(12). Buy (add'l) Jun 25, 2025 \$15,000 or less				
(13). Sold (part) Jul 1, 2025 \$15,000 or less				
(14). Buy (add'l) Jul 8, 2025 \$15,000 or less				
(15). Buy (add'l) Aug 7, 2025 \$15,000 or less				
(16). Buy (add'l) Sep 4, 2025 \$15,000 or less				
(17). Sold (part) Sep 5, 2025 \$15,001 - \$50,000				
(18). Buy (add'l) Sep 8, 2025 \$15,000 or less				
(19). Buy (add'l) Sep 24, 2025 \$15,000 or less				
(20). Buy (add'l) Sep 25, 2025 \$15,000 or less				
(21). Sold (part) Oct 1, 2025 \$15,000 or less				
(22). Buy (add'l) Oct 7, 2025 \$15,000 or less				
(23). Sold (part) Nov 6, 2025 \$15,000 or less				
(24). Buy (add'l) Nov 7, 2025 \$15,000 or less				
(25). Buy (add'l) Dec 5, 2025 \$15,000 or less				
(26). Buy (add'l) Dec 22, 2025 \$15,000 or less				
(27). Buy (add'l) Dec 24, 2025 \$15,000 or less				
(28). Buy (add'l) Dec 26, 2025 \$15,000 or less				
2-Q. Ishares Currency HDG MSCI Eurozone ETF (HEZU)	\$1,001 - \$2,500	Dividend,Gain	\$15,001 - \$50,000	Cash/Market
Transactions Transaction Type Transaction Date Transaction Value				
(1). Buy Mar 5, 2025 \$15,001 - \$50,000				
(2). Buy (add'l) Sep 5, 2025 \$15,000 or less				
(3). Sold (part) Nov 6, 2025 \$15,000 or less				
2-R. Ishares Tr IS 1-5 Yr Inv Gr Cr Bd ETF (IGSB)	\$2,501 - \$5,000	Dividend,Gain	\$15,001 - \$50,000	Cash/Market
Transactions Transaction Type Transaction Date Transaction Value				
(1). Buy (add'l) Jan 30, 2025 \$15,000 or less				
(2). Sold (part) Jun 5, 2025 \$15,000 or less				
2-S. WisdomTree Japan Hedged Equity ETF (DXJ)	\$1,000 or less	Dividend	\$15,000 or less	Cash/Market
2-T. Ishares 7-10 Year Treasury Bond ETF (IEF)	\$1,001 - \$2,500	Dividend,Gain	\$15,001 - \$50,000	Cash/Market
Transactions Transaction Type Transaction Date Transaction Value				
(1). Buy Mar 27, 2025 \$15,001 - \$50,000				
(2). Sold (part) Sep 4, 2025 \$15,000 or less				
2-U. Fidelity MSCI Financials Index ETF (FNCL)	\$1,001 - \$2,500	Dividend,Gain	\$15,001 - \$50,000	Cash/Market
Transactions Transaction Type Transaction Date Transaction Value				
(1). Sold (part) Jan 30, 2025 \$15,000 or less				
2-V. Ishares Tr IS 5-10 Yr Inv Gr Cr Bd ETF (IGIB)	\$5,001 - \$15,000	Dividend	\$100,001 - \$250,000	Cash/Market
Transactions Transaction Type Transaction Date Transaction Value				
(1). Buy (add'l) Sep 5, 2025 \$15,000 or less				
2-W. Invesco Senior Loan ETF (BKLN)	\$1,001 - \$2,500	Dividend	\$15,001 - \$50,000	Cash/Market



DESCRIPTION	INCOME AMOUNT	INCOME TYPE	GROSS VALUE	VALUE METHOD
Transactions Transaction Type Transaction Date Transaction Value				
(1).	Buy (add'l)	Jan 30, 2025	\$15,000 or less	
2-X.	Ishares MSCI Japan ETF (EWJ)	\$1,001 - \$2,500	Dividend	\$15,001 - \$50,000 Cash/Market
2-Y.	Ishares Inc Core MSCI Emerging Mkts ETF (IEMG)	\$2,501 - \$5,000	Dividend,Gain	\$50,001 - \$100,000 Cash/Market
Transactions Transaction Type Transaction Date Transaction Value				
(1).	Buy (add'l)	Jan 30, 2025	\$15,000 or less	
(2).	Sold (part)	Feb 6, 2025	\$15,001 - \$50,000	
(3).	Buy (add'l)	Jun 5, 2025	\$15,001 - \$50,000	
2-Z.	Ishares Core U.S. Aggregate Bond ETF (AGG)	\$1,000 or less	Dividend	
Transactions Transaction Type Transaction Date Transaction Value				
(1).	Sold	Jun 5, 2025	\$15,000 or less	
2-AA.	Vanguard Large Cap ETF (VV)	\$15,001 - \$50,000	Dividend,Gain	\$100,001 - \$250,000 Cash/Market
Transactions Transaction Type Transaction Date Transaction Value				
(1).	Sold (part)	Jan 30, 2025	\$15,000 or less	
(2).	Sold (part)	Mar 27, 2025	\$50,001 - \$100,000	
(3).	Sold (part)	May 7, 2025	\$15,001 - \$50,000	
2-AB.	Fidelity MSCI Cons Stpls Index ETF (FSTA)	\$1,000 or less	Dividend	\$15,001 - \$50,000 Cash/Market
2-AC.	Fidelity MSCI Infor Tech Index ETF (FTEC)	\$5,001 - \$15,000	Dividend,Gain	\$50,001 - \$100,000 Cash/Market
Transactions Transaction Type Transaction Date Transaction Value				
(1).	Sold (part)	Jan 30, 2025	\$15,000 or less	
(2).	Sold (part)	Mar 5, 2025	\$15,001 - \$50,000	
3.	(H) Brokerage Acct #1			
3-A.	Victory 500 Index Member Fund	\$50,001 - \$100,000	Dividend	\$1,000,001 - \$5,000,000 Cash/Market
3-B.	Schwab US Small Cap ETF	\$5,001 - \$15,000	Dividend	\$500,001 - \$1,000,000 Cash/Market
3-C.	SPDR Portfolio DVLDPD Wrld Ex-US ETF	\$15,001 - \$50,000	Dividend	\$500,001 - \$1,000,000 Cash/Market
3-D.	Schwab Prime Advantage Money Fd (SWVXX) FKA Schwab Value Adv Fd	\$2,501 - \$5,000	Dividend	\$100,001 - \$250,000 Cash/Market
3-E.	Charles Schwab bank account	\$1,000 or less	Interest	\$100,001 - \$250,000 Cash/Market
3-F.	Ishares Core S&P 500 ETF	\$1,000 or less	Dividend	\$50,001 - \$100,000 Cash/Market
4.	(H) Brokerage Acct #3			
4-A.	Schwab Prime Advantage Money Fd (SWVXX) FKA Schwab Value Adv Fd	\$1,000 or less	Dividend	\$15,001 - \$50,000 Cash/Market
5.	Capital One 360 CD maturing 6/18/25			
		\$5,001 - \$15,000	Interest	
Transactions Transaction Type Transaction Date Transaction Value				
(1).	Matured	Jun 18, 2025	\$100,001 - \$250,000	
6.	Capital One 360 CD maturing 6/18/26			
		\$2,501 - \$5,000	Interest	\$100,001 - \$250,000 Cash/Market
Transactions Transaction Type Transaction Date Transaction Value				
(1).	Buy	Jun 18, 2025	\$100,001 - \$250,000	
7.	(H) IRA Acct #2			
7-A.	SPDR Dow Jones REIT ETF (RWR)	\$1,000 or less	Dividend,Gain	\$15,000 or less Cash/Market
Transactions Transaction Type Transaction Date Transaction Value				
(1).	Sold (part)	Feb 6, 2025	\$15,000 or less	
7-B.	Fidelity MSCI Cons Stpls Index ETF (FSTA)	\$1,000 or less	Dividend	\$15,000 or less Cash/Market
7-C.	WisdomTree Japan Hedged Equity ETF (DXJ)	\$1,000 or less	Dividend,Gain	\$15,000 or less Cash/Market

DESCRIPTION	INCOME AMOUNT	INCOME TYPE	GROSS VALUE	VALUE METHOD
Transactions Transaction Type Transaction Date Transaction Value				
(1).	Sold (part)	Aug 28, 2025	\$15,000 or less	
7-D.	Ishares Tr IS 5-10 Yr Inv Gr Cr Bd ETF (IGIB)	\$1,000 or less	Dividend	\$15,001 - \$50,000 Cash/Market
7-E.	Vanguard FTSE Europe ETF (VGK)	\$1,000 or less	Dividend	\$15,000 or less Cash/Market
Transactions Transaction Type Transaction Date Transaction Value				
(1).	Buy (add'l)	Feb 6, 2025	\$15,000 or less	
(2).	Buy (add'l)	Mar 27, 2025	\$15,000 or less	
7-F.	Ishares TIPS Bond ETF (TIP)	\$1,000 or less	Dividend,Gain	\$15,000 or less Cash/Market
Transactions Transaction Type Transaction Date Transaction Value				
(1).	Sold (part)	Mar 5, 2025	\$15,000 or less	
7-G.	Invesco QQQ ETF (QQQ)	\$1,000 or less	Dividend	\$15,000 or less Cash/Market
Transactions Transaction Type Transaction Date Transaction Value				
(1).	Buy	Sep 4, 2025	\$15,000 or less	
7-H.	SPDR Portfolio S&P 600 Small Cap ETF (SPSM)	\$1,000 or less	Dividend	\$15,000 or less Cash/Market
7-I.	Ishares MSCI Japan ETF (EWJ)	\$1,000 or less	Dividend	\$15,000 or less Cash/Market
7-J.	Fidelity MSCI Comm Srv Index ETF (FCOM)	\$1,000 or less	Dividend,Gain	\$15,000 or less Cash/Market
Transactions Transaction Type Transaction Date Transaction Value				
(1).	Sold (part)	Aug 28, 2025	\$15,000 or less	
7-K.	SPDR Gold Minishares ETV (GLDM)		None	\$15,000 or less Cash/Market
Transactions Transaction Type Transaction Date Transaction Value				
(1).	Buy	Mar 5, 2025	\$15,000 or less	
7-L.	Ishares 7-10 Year Treasury Bond ETF (IEF)	\$1,000 or less	Dividend,Gain	\$15,000 or less Cash/Market
Transactions Transaction Type Transaction Date Transaction Value				
(1).	Sold (part)	Sep 4, 2025	\$15,000 or less	
(2).	Buy	Mar 27, 2025	\$15,000 or less	
7-M.	Vanguard FTSE Developed Markets ETF (VEA)	\$1,001 - \$2,500	Dividend,Gain	\$15,000 or less Cash/Market
Transactions Transaction Type Transaction Date Transaction Value				
(1).	Sold (part)	Sep 4, 2025	\$15,000 or less	
(2).	Sold (part)	Aug 28, 2025	\$15,000 or less	
7-N.	Ishares Core U.S. Aggregate Bond ETF (AGG)	\$1,000 or less	Dividend	
Transactions Transaction Type Transaction Date Transaction Value				
(1).	Sold	Jun 5, 2025	\$15,000 or less	
7-O.	Ishares Currency HDG MSCI Eurozone ETF (HEZU)	\$1,000 or less	Dividend,Gain	\$15,000 or less Cash/Market
Transactions Transaction Type Transaction Date Transaction Value				
(1).	Sold (part)	Nov 6, 2025	\$15,000 or less	
(2).	Buy	Mar 5, 2025	\$15,000 or less	
7-P.	Ishares Tr IS 1-5 Yr Inv Gr Cr Bd ETF (IGSB)	\$1,000 or less	Dividend,Gain	\$15,000 or less Cash/Market
Transactions Transaction Type Transaction Date Transaction Value				
(1).	Sold (part)	Jun 5, 2025	\$15,000 or less	
7-Q.	Ishares Core MSCI EAFE (IEFA)	\$1,000 or less	Dividend	\$15,000 or less Cash/Market
Transactions Transaction Type Transaction Date Transaction Value				
(1).	Buy	Mar 27, 2025	\$15,000 or less	
7-R.	Vanguard Large Cap ETF (VV)	\$1,001 - \$2,500	Dividend,Gain	\$15,001 - \$50,000 Cash/Market



DESCRIPTION	INCOME AMOUNT	INCOME TYPE	GROSS VALUE	VALUE METHOD	
Transactions Transaction Type Transaction Date Transaction Value					
(1).	Sold (part)	Jan 30, 2025	\$15,000 or less		
(2).	Sold (part)	Mar 27, 2025	\$15,000 or less		
(3).	Sold (part)	May 7, 2025	\$15,001 - \$50,000		
7-S.	Fidelity MSCI Health Care Index ETF (FHLC)	\$1,000 or less	Dividend	\$15,000 or less	Cash/Market
Transactions Transaction Type Transaction Date Transaction Value					
(1).	Buy (add'l)	Nov 6, 2025	\$15,000 or less		
7-T.	Ishares Broad USD Hg Yld Crp Bnd ETF (USHY)	\$1,000 or less	Dividend	\$15,000 or less	Cash/Market
7-U.	Vanguard Mortgage Backed SEC ETF (VMBS)	\$1,000 or less	Dividend	\$15,000 or less	Cash/Market
Transactions Transaction Type Transaction Date Transaction Value					
(1).	Buy	May 7, 2025	\$15,000 or less		
7-V.	Fidelity MSCI Financials Index ETF (FNCL)	\$1,000 or less	Dividend,Gain	\$15,000 or less	Cash/Market
Transactions Transaction Type Transaction Date Transaction Value					
(1).	Sold (part)	Aug 28, 2025	\$15,000 or less		
7-W.	Fidelity MSCI Cons Discr Index ETF (FDIS)	\$1,000 or less	Dividend,Gain	\$15,000 or less	Cash/Market
Transactions Transaction Type Transaction Date Transaction Value					
(1).	Sold (part)	Aug 28, 2025	\$15,000 or less		
7-X.	Vanguard FTSE Pacific ETF (VPL)	\$1,000 or less	Dividend	\$15,000 or less	Cash/Market
7-Y.	Schwab Govt Money Market Fund	\$1,000 or less	Dividend	\$15,000 or less	Cash/Market
7-Z.	SPDR Bloombg Intl Try Bd ETF (BWX)	\$1,000 or less	Dividend	\$15,000 or less	Cash/Market
7-AA.	Fidelity MSCI Infor Tech Index ETF (FTEC)	\$1,001 - \$2,500	Dividend,Gain	\$15,000 or less	Cash/Market
Transactions Transaction Type Transaction Date Transaction Value					
(1).	Sold (part)	Mar 5, 2025	\$15,000 or less		
7-AB.	Invesco Senior Loan ETF (BKLN)	\$1,000 or less	Dividend	\$15,000 or less	Cash/Market
7-AC.	Ishares Inc Core MSCI Emerging Mkts ETF (IEMG)	\$1,000 or less	Dividend,Gain	\$15,000 or less	Cash/Market
Transactions Transaction Type Transaction Date Transaction Value					
(1).	Buy (add'l)	Jun 5, 2025	\$15,000 or less		
(2).	Sold (part)	Feb 6, 2025	\$15,000 or less		
8.	(H) Brokerage Acct #2				
8-A.	Schwab US Small Cap ETF	\$1,000 or less	Dividend	\$15,000 or less	Cash/Market
8-B.	Charles Schwab bank account	\$1,000 or less	Interest	\$15,000 or less	Cash/Market
8-C.	Schwab Prime Advantage Money Fd (SWVXX) FKA Schwab Value Adv Fd	\$2,501 - \$5,000	Dividend	\$50,001 - \$100,000	Cash/Market
Transactions Transaction Type Transaction Date Transaction Value					
(1).	Sold (part)	Jan 2, 2025	\$15,000 or less		
(2).	Sold (part)	Jan 8, 2025	\$15,000 or less		
(3).	Sold (part)	Mar 5, 2025	\$15,001 - \$50,000		
(4).	Sold (part)	May 21, 2025	\$15,000 or less		
(5).	Sold (part)	May 28, 2025	\$15,000 or less		
(6).	Sold (part)	Jun 9, 2025	\$15,000 or less		
(7).	Sold (part)	Jun 18, 2025	\$15,000 or less		
(8).	Sold (part)	Jun 20, 2025	\$15,000 or less		
(9).	Sold (part)	Jun 27, 2025	\$15,000 or less		
(10).	Sold (part)	Jul 8, 2025	\$15,000 or less		
(11).	Sold (part)	Jul 9, 2025	\$15,000 or less		
(12).	Sold (part)	Aug 4, 2025	\$15,000 or less		



	DESCRIPTION	INCOME AMOUNT	INCOME TYPE	GROSS VALUE	VALUE METHOD
9.	Capital One Bank Account		None	\$50,001 - \$100,000	Cash/Market
10.	(H) 529 Plans				
10-A.	529 Plans - VA Educ Savings Trust (Age Based, 2021 Portfolio)	\$15,001 - \$50,000	Gain		
	Transactions Transaction Type Transaction Date Transaction Value				
	(1). Sold Dec 31, 2025	\$15,001 - \$50,000			
10-B.	529 Plans - College Invest Interest Accumulation Portfolio		None	\$15,001 - \$50,000	Cash/Market
	Transactions Transaction Type Transaction Date Transaction Value				
	(1). Buy Sep 5, 2025	\$15,001 - \$50,000			
10-C.	529 Plans - College Invest Conservative Age-Based Option	\$5,001 - \$15,000	Gain		
	Transactions Transaction Type Transaction Date Transaction Value				
	(1). Sold Sep 5, 2025	\$15,001 - \$50,000			
10-D.	529 Plans - Virginia Educ Savings Trust (Stable Value Portfolio)		None	\$15,001 - \$50,000	Cash/Market
	Transactions Transaction Type Transaction Date Transaction Value				
	(1). Buy (add'l) Dec 31, 2025	\$15,001 - \$50,000			
11.	Senate Credit Union account		None	\$15,001 - \$50,000	Cash/Market

VIII. Additional Information or Explanations

ADDITIONAL INFORMATION OR EXPLANATION

- As with previous reports, this report was prepared on my behalf by my accountant, and reviewed by the Legal Office of the Supreme Court of the United States and the Judicial Conference Committee on Financial Disclosure.

Produced by Administrative Office of the United States Courts

